













Belt drive one stage

FIMA belt drive one stage air compressors are available from 2 Hp to 4 Hp, with air tanks ranging from 30 litres to 270 litres and working pressure up to 10 Bar. The high level of manufacturing, the stringent selection of components, the testing of each machine after the assembling, give these products a guaranteed robustness and reliability. Suitable for professional use where quality counts and also ideal in small garages.



JUMBO C9N 2 Hp 10 Bar

One stage Cast iron cylinder











Model	 Pump Head	 Tank	 Air displacement		 Power supply	 Nominal Power		 Revolutions	 Max Pressure		 Noise Level	 Dimensions	 Weight
JUMBO	type	Lt.	L/min	CFM	V/Hz	HP	kW	Rpm	Bar	Psi	L _{max} (dB)	mm	Kg
C9N-30/2M	C9N	30	255	9	230/50	2	1,5	1250	10	145	96	820 x 390 x 750	45
C9N-50/2M	C9N	50	255	9	230/50	2	1,5	1250	10	145	96	820 x 390 x 750	49
C9N-100/2M	C9N	100	255	9	230/50	2	1,5	1250	10	145	96	1030 x 440 x 850	59
C9N-150/2M	C9N	150	255	9	230/50	2	1,5	1250	10	145	96	1310 x 430 x 1090	82
C9N-30/2T	C9N	30	255	9	400/50	2	1,5	1250	10	145	96	820 x 390 x 750	43
C9N-50/2T	C9N	50	255	9	400/50	2	1,5	1250	10	145	96	820 x 390 x 750	47
C9N-100/2T	C9N	100	255	9	400/50	2	1,5	1250	10	145	96	1030 x 440 x 850	57
C9N-150/2T	C9N	150	255	9	400/50	2	1,5	1250	10	145	96	1310 x 430 x 1090	80

Dimensions : Length x Depth x Height



JUMBO C16N 3 Hp 10 Bar

One stage Cast iron cylinder

Model	 Pump Head	 Tank	 Air displacement		 Power supply	 Nominal Power		 Revolutions	 Max Pressure	 Noise Level	 Dimensions	 Weight	
JUMBO	type	Lt.	L/min	CFM	V/Hz	HP	kW	Rpm	Bar	Psi	L _{wa} (dB)	mm	Kg
C16N-30/3M	C16N	30	320	11,3	230/50	3	2,2	1570	10	145	96	820 x 390 x 750	51
C16N-50/3M	C16N	50	320	11,3	230/50	3	2,2	1570	10	145	96	820 x 390 x 750	55
C16N-V100/3M	C16N	V100	320	11,3	230/50	3	2,2	1570	10	145	96	605 x 500 x 1125	65
C16N-100/3M	C16N	100	320	11,3	230/50	3	2,2	1570	10	145	96	1030 x 440 x 850	65
C16N-150/3M	C16N	150	320	11,3	230/50	3	2,2	1570	10	145	96	1310 x 430 x 1090	88
C16N-200/3M	C16N	200	320	11,3	230/50	3	2,2	1570	10	145	96	1435 x 475 x 1125	103
C16N-270/3M	C16N	270	320	11,3	230/50	3	2,2	1570	10	145	96	1640 x 560 x 1060	125
C16N-30/3T	C16N	30	320	11,3	400/50	3	2,2	1570	10	145	96	820 x 390 x 750	49
C16N-50/3T	C16N	50	320	11,3	400/50	3	2,2	1570	10	145	96	820 x 390 x 750	53
C16N-V100/3T	C16N	V100	320	11,3	400/50	3	2,2	1570	10	145	96	605 x 500 x 1125	63
C16N-100/3T	C16N	100	320	11,3	400/50	3	2,2	1570	10	145	96	1030 x 440 x 850	63
C16N-150/3T	C16N	150	320	11,3	400/50	3	2,2	1570	10	145	96	1310 x 430 x 1090	86
C16N-200/3T	C16N	200	320	11,3	400/50	3	2,2	1570	10	145	96	1435 x 475 x 1125	101
C16N-270/3T	C16N	270	320	11,3	400/50	3	2,2	1570	10	145	96	1640 x 560 x 1060	123











Dimensions : Length x Depth x Height

JUMBO C40N-200/4T













JUMBO C40N 3 Hp 10 Bar

One stage Cast iron cylinder

Model	 Pump Head	 Tank	 Air displacement		 Power supply	 Nominal Power		 Revolutions	 Max Pressure		 Noise Level	 Dimensions	 Weight
JUMBO	type	Lt.	L/min	CFM	V/Hz	HP	kW	Rpm	Bar	Psi	L _{max} (dB)	mm	Kg
C40N-50/3M	C40N	50	395	14	230/50	3	2,2	1200	10	145	97	820 x 390 x 820	57
C40N-100/3M	C40N	100	395	14	230/50	3	2,2	1200	10	145	97	1030 x 440 x 920	67
C40N-150/3M	C40N	150	395	14	230/50	3	2,2	1200	10	145	97	1310 x 430 x 1160	90
C40N-200/3M	C40N	200	395	14	230/50	3	2,2	1200	10	145	97	1435 x 475 x 1195	105
C40N-V200/3M	C40N	V200	395	14	230/50	3	2,2	1200	10	145	97	760 x 900 x 1980	135
C40N-270/3M	C40N	270	395	14	230/50	3	2,2	1200	10	145	97	1640 x 560 x 1130	127
C40N-50/3T	C40N	50	395	14	400/50	3	2,2	1200	10	145	97	820 x 390 x 820	55
C40N-100/3T	C40N	100	395	14	400/50	3	2,2	1200	10	145	97	1030 x 440 x 920	65
C40N-150/3T	C40N	150	395	14	400/50	3	2,2	1200	10	145	97	1310 x 430 x 1160	88
C40N-200/3T	C40N	200	395	14	400/50	3	2,2	1200	10	145	97	1435 x 475 x 1195	103
C40N-V200/3T	C40N	V200	395	14	400/50	3	2,2	1200	10	145	97	760 x 900 x 1980	133
C40N-270/3T	C40N	270	395	14	400/50	3	2,2	1200	10	145	97	1649 x 560 x 1130	125

JUMBO C40N 4 Hp 10 Bar

One stage Cast iron cylinder

Model	 Pump Head	 Tank	 Air displacement		 Power supply	 Nominal Power		 Revolutions	 Max Pressure		 Noise Level	 Dimensions	 Weight
JUMBO	type	Lt.	L/min	CFM	V/Hz	HP	kW	Rpm	Bar	Psi	L _{max} (dB)	mm	Kg
C40N-100/4T	C40N	100	480	17	400/50	4	3	1470	10	145	97	1030 x 440 x 920	68
C40N-150/4T	C40N	150	480	17	400/50	4	3	1470	10	145	97	1310 x 430 x 1160	91
C40N-200/4T	C40N	200	480	17	400/50	4	3	1470	10	145	97	1435 x 475 x 1195	106
C40N-V200/4T	C40N	V200	480	17	400/50	4	3	1470	10	145	97	760 X 900 X 1980	139
C40N-270/4T	C40N	270	480	17	400/50	4	3	1470	10	145	97	1640 x 560 x 1130	128

Dimensions : Length x Depth x Height